


# HORIZON EUROPE - RAUMFAHRT INFORMATIONSTAG 2022

30. November 2022, Webex

Nationale Kontaktstelle Raumfahrt




# Partnersuche, „Funding & Tender“-Portal

- Gute Projektpartner sind i.d.R. solche aus dem eigenen Netzwerk
- Weitere lassen sich zudem in „Matchmaking“- / „Brokerage“-Veranstaltungen finden
  - nächste Gelegenheit am 08.12.2022: [COSMOS4HE\\* Brokerage Event](https://horizon-europe-space-2023-brokerage.b2match.io)  
<https://horizon-europe-space-2023-brokerage.b2match.io>

Hier wird die Software B2match eingesetzt, in der Profile angelegt und ebenso gefunden werden können

Austausche / Meetings können über den 8. Dezember hinaus bis zum Ende der Antragsfrist vereinbart werden. Die Profile sind entsprechend weiter einsehbar.

\***COSMOS4HE** ist das EU-Netzwerk der Nationalen Kontaktstellen für Raumfahrt in Horizon Europe: [www.ncp-space.net](http://www.ncp-space.net)



# Partnersuche, „Funding & Tender“-Portal

- Erfolgreiche Organisationen lassen sich zudem über das [„Funding & Tender“-Portal](#) der Europäischen Kommission finden
  - Das „Dashboard“ bietet komplexe Abfragemöglichkeiten
  - Die Komplexität macht die Bedienung nicht ganz einfach
  - Projektteilnehmer lassen sich über die Kombination von „Key Figures“ und „Project Details“ themenspezifisch ermitteln
  - Auswahlempfehlung: Programme „H2020“, Pillar „Industrial Leadership“, Thematic Priority „Space“, Topic „COMPET“, „EO“, „GALILEO“, „EGNSS“, „SPACE“, „PROTEC“ ...
  - Alternativ geht z. B. eine Stichwortsuche



SEARCH FUNDING & TENDERS

HOW TO PARTICIPATE

PROJECTS & RESULTS

WORK AS AN EXPERT

SUPPORT

## Horizon 2020 Framework Programme (H2020)



## HORIZON DASHBOARD

### Implementation figures

This section presents an overview on **evaluated proposals** (incl. success rates) and detailed statistical data on **funded projects** and their participants in EU R&I programmes, broken down by countries and regions, research domain/programme part, organisation type, etc.

R&I Proposals

R&I Projects

### Country Profiles

Find out more about country-specific performance in EU R&I programmes: funding received, participations by region, top beneficiaries, collaboration with other countries, SME participation and more - all the information at your fingertips!

R&I Country Profiles

Country Summary fiches and success stories are also available on the Europa website.

Ir

- 
- 
- 
- 
- 
- 
- 
- 
- 

N



# HORIZON DASHBOARD WELCOME TO THE R&I PROJECTS

Welcome

Scope and limitations

Target audience

More information

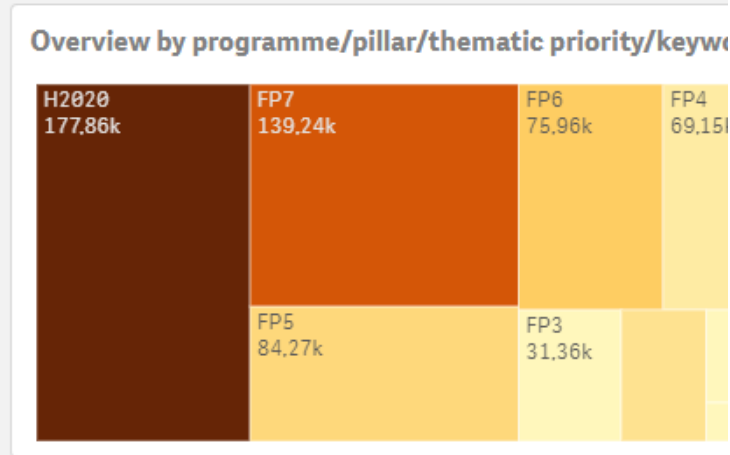
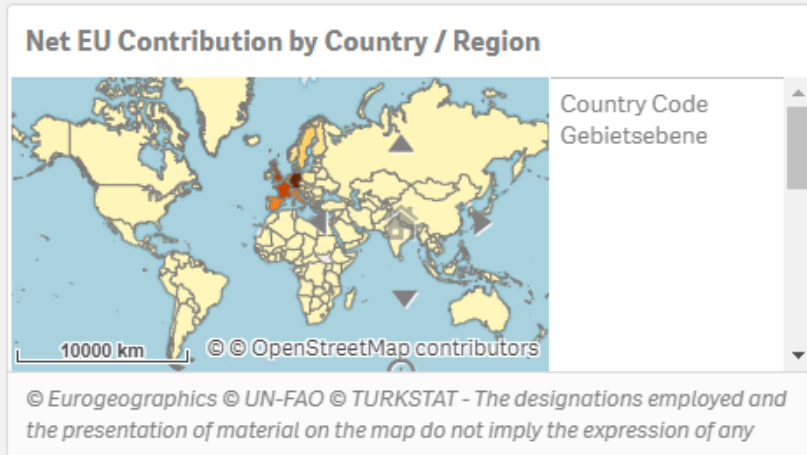
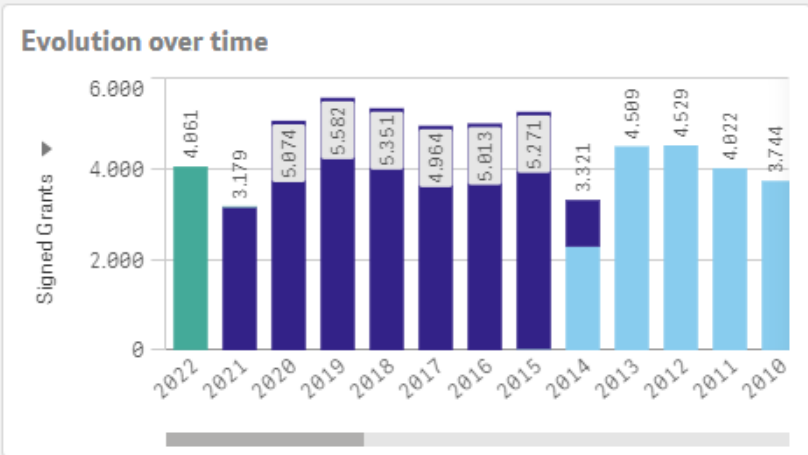
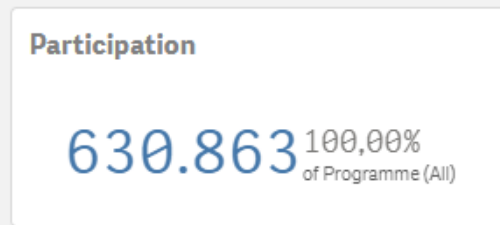
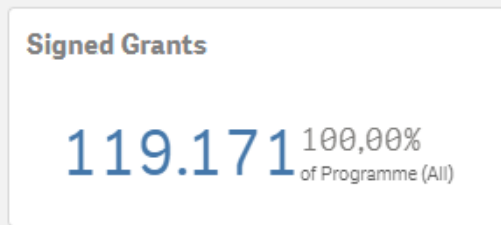
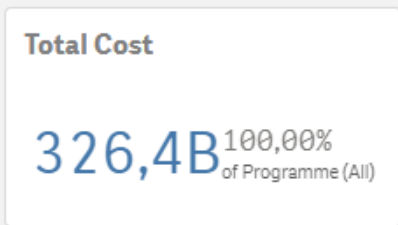
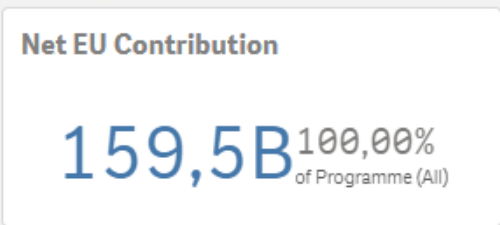
The dashboard presents data about signed grant agreements in Research and Innovation programmes: contribution, participation, number of projects.

This dashboard consists of 4 sheets you can navigate through by using the arrows top right:

- **Key Figures**
- **Project Details**
- **Self-service BI** - where you can build your own table and charts by selecting the elements you want to see
- **Glossary**

Key Figures

- Programme
- Country Name
- Country Group
- Organisation Type
- Partner Type
- Pillar
- ...

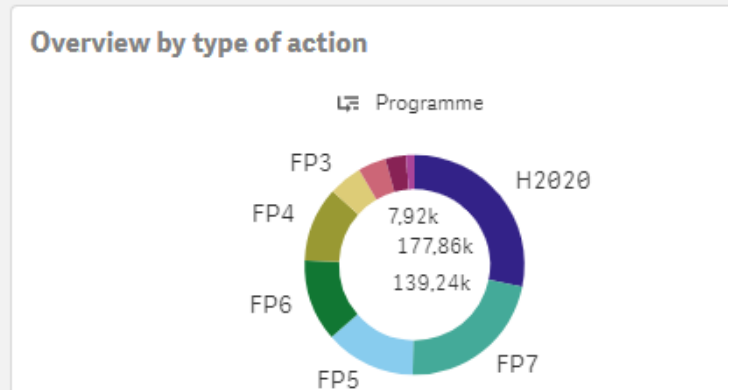



### Top participating countries - regions

Country	Programme
<b>Totals</b>	
Germany	HORIZON EUROPE
Spain	HORIZON EUROPE
Italy	HORIZON EUROPE
France	HORIZON EUROPE
Netherlands	HORIZON EUROPE

### Top participants

Legal Name	Country
<b>Totals</b>	
CENTRE NATIONAL DE LA RECHERCHE SCIENTIFIQUE CNRS	FR - France
THE CHANCELLOR, MASTERS AND SCHOLARS OF THE UNIVERSITY OF OXFORD	UK - United Kingdom
KATHOLIEKE UNIVERSITEIT LEUVEN	BE - Belgium
COMMISSARIAT A L ENERGIE ATOMIQUE ET AUX ENERGIES ALTERNATIVES	FR - France





Keine Auswahl angewendet

Project Details

Programme

Country Name

Country Group

Organisation Type

Partner Type

Pillar



A  
ahrt  
zum  
Europa

Average EU Contribution

Per project

1,34M

Average Total Cost

Per project

2,74M

Average Participation

Per project

5,30

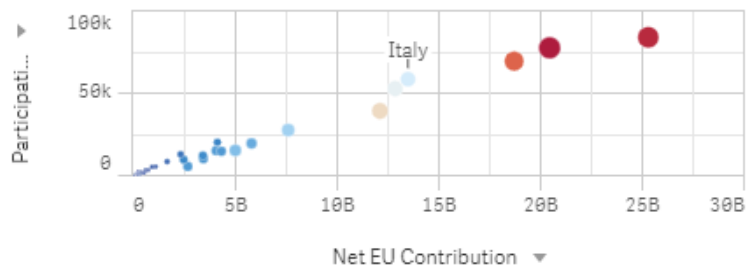
SME participation

97.711 15,49%  
of Programme (All)

SME Net EU Contribution

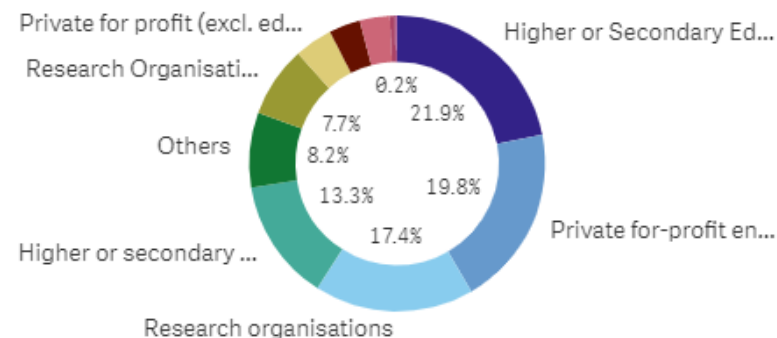
22,94B 14,38%  
of Programme

Overview by country - region



Size and colour: Leading, Coordinating role of a country - EU Contribution (EURO). Nuts 1 & 2 available via Drill-down or as alternative dimension

Overview by organisation type



Signed Grants by EuroSciVoc concept



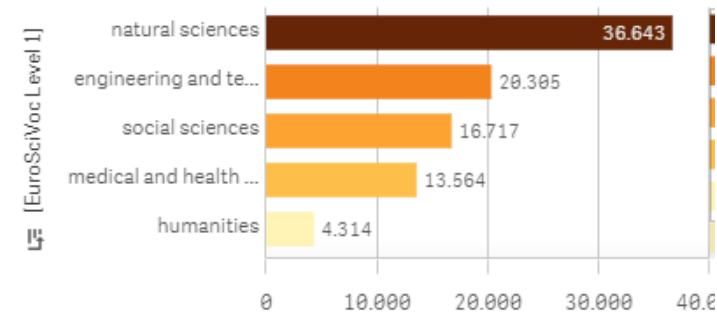
Top funded projects

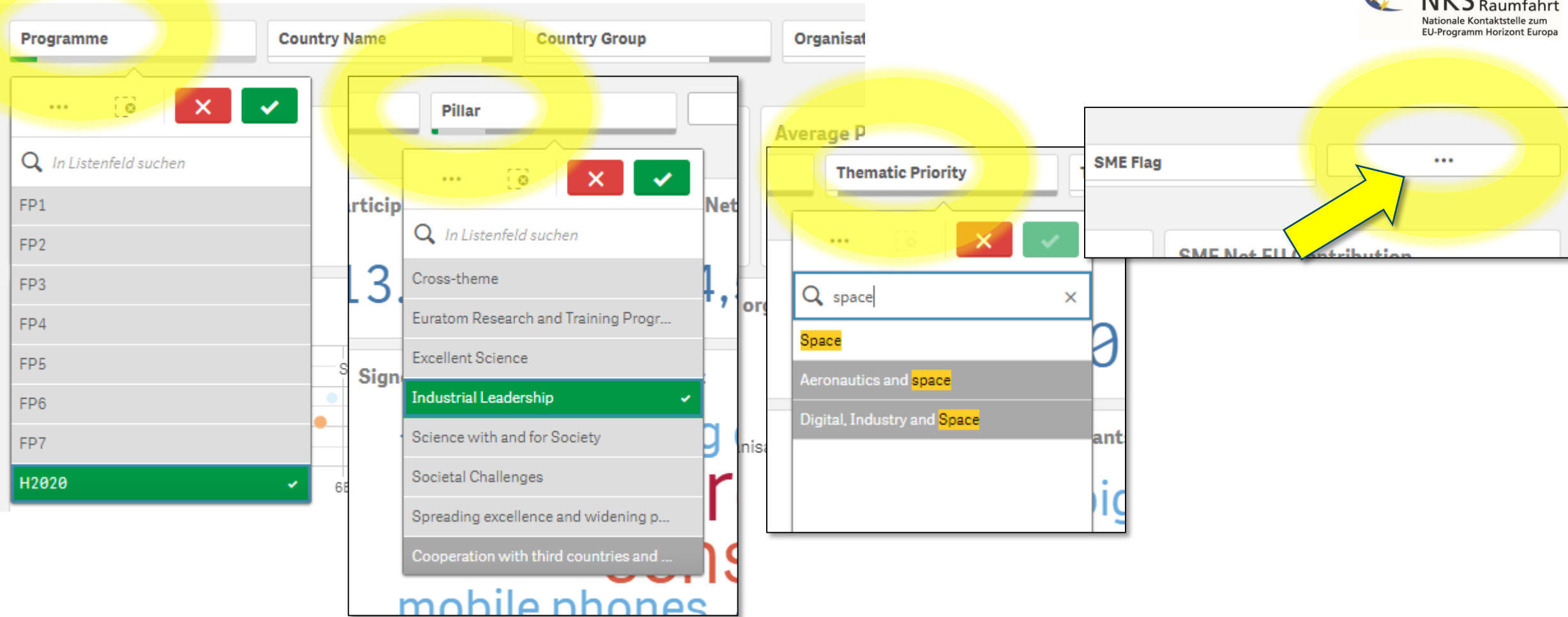
Project Title	Project Acronym	Thematic Pri...
<b>Totals</b>		€:
Graphene Flagship Core Project 2	GrapheneCore2	Future and Emerging Technologies (FET)
Implementation of activities described in the Roadmap to Fusion during Horizon 2020 through a Joint	EUROfusion	Euratom Research and Training Programme

Top Topics

- + FP1
- + FP2
- + FP3
- + FP4
- + FP5
- + FP6
- + FP7

Signed Grants/EU Contribution by field of science






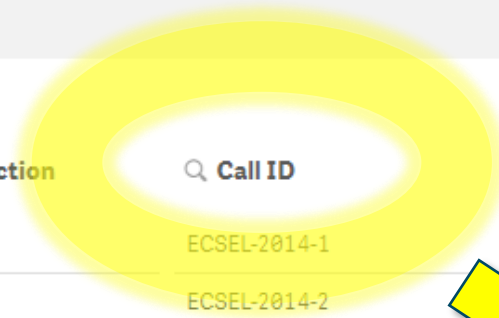
The screenshot shows a web application interface with several dropdown menus open and highlighted in yellow. The interface includes the following elements:

- Programme:** A dropdown menu with a search bar "In Listenfeld suchen" and a list of options: FP1, FP2, FP3, FP4, FP5, FP6, FP7, and H2020 (selected with a green checkmark).
- Country Name:** A dropdown menu with a search bar "In Listenfeld suchen" and a list of options: Cross-theme, Euratom Research and Training Progr..., Excellent Science, Industrial Leadership (selected with a green checkmark), Science with and for Society, Societal Challenges, Spreading excellence and widening p..., and Cooperation with third countries and ...
- Thematic Priority:** A dropdown menu with a search bar "space" and a list of options: Space (selected with a yellow highlight), Aeronautics and space, and Digital, Industry and Space.
- SME Flag:** A dropdown menu with a search bar and a list of options, with a yellow arrow pointing to the search bar.



### Project Details

Programme	SME Flag	Type of Action	Call ID	Signature Year	Call Deadline Year
Country Name	Missing	COFUND-PCP	ECSEL-2014-1	2014	2014
Country Group	No	CSA	ECSEL-2014-2	2015	2015
Associated Countries	Yes	CSA-LS	H2020-Adhoc-2014-20		
Member States		CSA-LSP	H2020-ALTFI-2017		
Non-Associated Third Count...		ERA-NET-Cofund	H2020-BBI-JTI-2018		
Non Member States		EuroHPC	H2020-BIR-2014		
Organisation Type		H2020-EEN-SGA	H2020-CBBA-2016-1-1		
HES		IA	H2020-CBTT-2014		
OTH		IA-LS	H2020-COMPET-2014		
PRC		JTI	H2020-COMPET-2015		
Partner Type		PCP	H2020-COMPET-2016		
BENEFICIARY		RIA	H2020-COMPET-2017		
INTERNATIONAL_PARTNER		RIA-LS	H2020-DS-LEIT-2016	1986	2007
THIRDPARTY		SGA-RIA	H2020-DT-2018-1	1987	2008
ASSOCIATED_PARTNER		SME	H2020-DT-2018-2	1988	2009
PARTNERORGANIZATION		ACM	H2020-DT-2019-1	1989	2010
		BSG	H2020-DT-2019-2	1990	2011
		CA	H2020-DT-2020-1	1991	2012



... [X] [✓]

Call ID

h2020-galileo

H2020-Galileo-2014-1

H2020-Galileo-2015-1

H2020-GALILEO-GSA-201...

# Project Details

Programme Country Name Country Group Organisation Type Partner Type Pillar

**Average EU Contribution**  
Per project

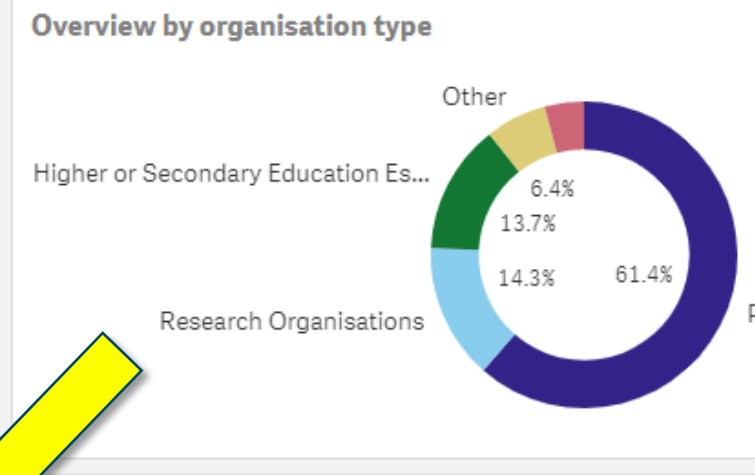
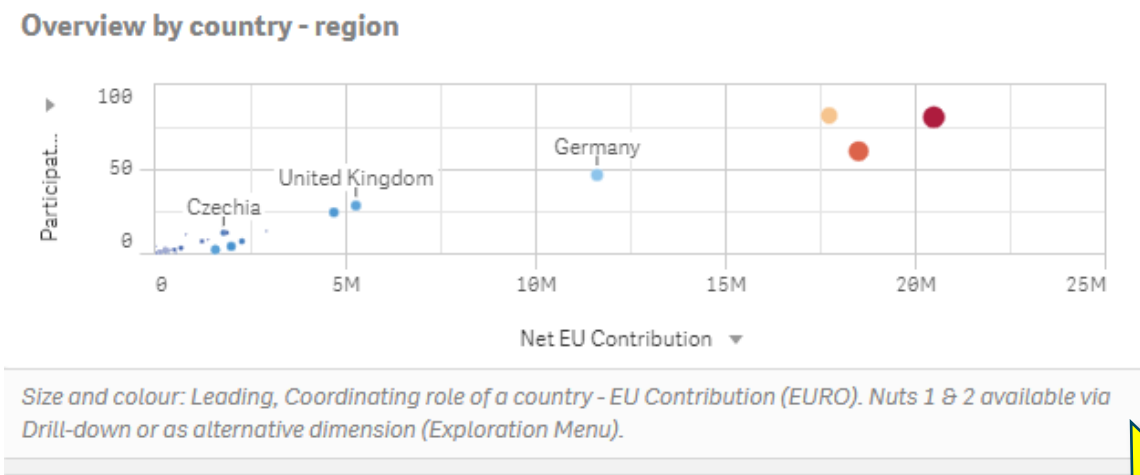
1,74M

**Average Total Cost**  
Per project

2,29M

**Average Participation**  
Per project

8,31



### Top funded projects

Project Title	Project Acron...	Th...
<b>Totals</b>		
Satellite Technology for Advanced Railway Signalling	STARS	Spa
Building EGNSS capacity On EU Neighbouring multimodal Domains.	BEYOND	Spa
ERTMS on SATELLITE Galileo Game Changer	ERSAT GGC	Spa
Demonstrator of EGNSS Services based on Time Reference Architecture	DEMETRA	Spa
Capacity building for aviation stakeholders, inside and outside the EU	CaBilAvi	Spa
ERTMS on SATELLITE - Enabling Application Validation	ERSAT EAV	Spa
Low Cost GNSS and Computer Vision Fusion for Accurate Lane Level	INLANE	Spa

### Top Topics

Programme Topic Code Topic Description

H2020



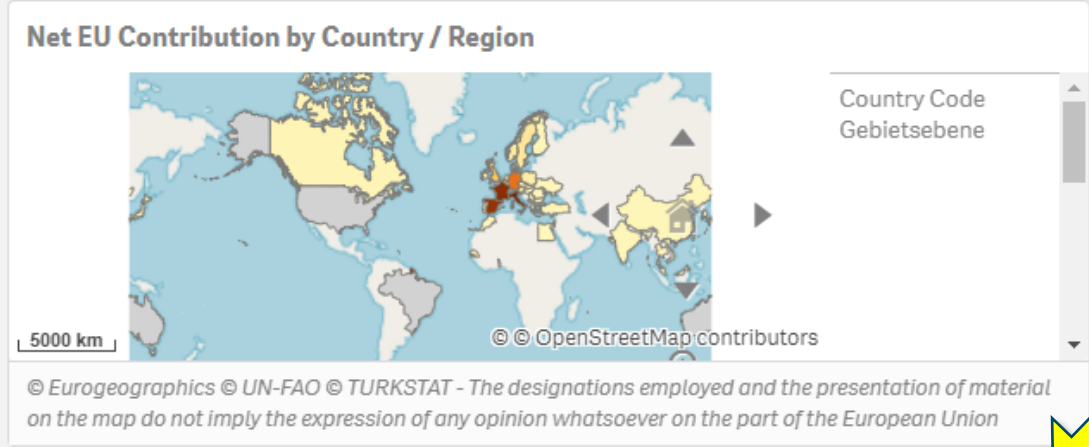
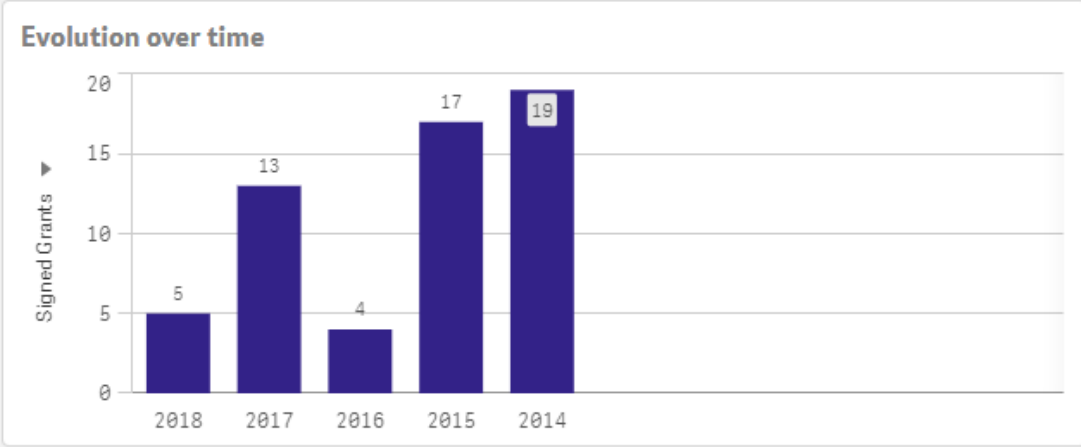
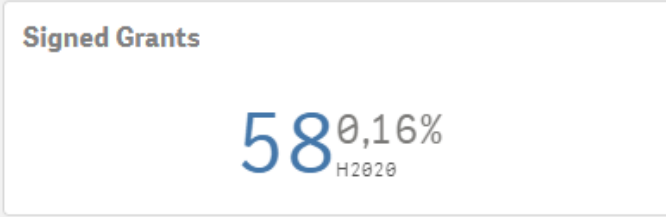
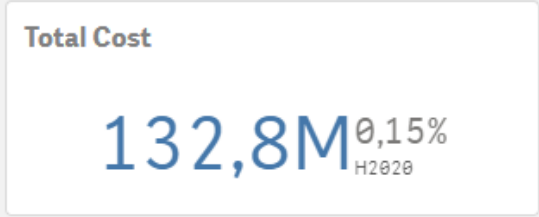
## Project Details

### Top funded projects

Project Title	Project Acron...	Th...	Net EU Contribution	Total Cost	Participati...	Type ...	Topic Code
<b>Totals</b>			<b>€ 101.018.004,53</b>	<b>€ 132.837.620,55</b>	<b>482</b>		
Satellite Technology for Advanced Railway Signalling	STARS	Space	€ 3.255.484,64	€ 5.114.962,25	23	IA	GALILEO-1-2015
Building EGNSS capacity On EU Neighbouring multimodal Domains.	BEYOND	Space	€ 1.914.053,68	€ 1.989.150,18	21	CSA	GALILEO-4-2014
ERTMS on SATELLITE Galileo Game Changer	ERSAT GGC	Space	€ 3.107.286,75	€ 4.039.411,25	18	IA	GALILEO-1-2017
Demonstrator of EGNSS Services based on Time Reference Architecture	DEMETRA	Space	€ 3.506.477,75	€ 4.366.058,75	13	IA	GALILEO-1-2014
Capacity building for aviation stakeholders, inside and outside the EU	CaBilAvi	Space	€ 1.857.175,00	€ 1.857.175,75	13	CSA	GALILEO-4-2014
ERTMS on SATELLITE – Enabling Application Validation	ERSAT EAV	Space	€ 4.252.447,25	€ 5.518.703,75	12	IA	GALILEO-1-2014
Low Cost GNSS and Computer Vision Fusion for Accurate Lane Level Navigation and Enhanced Automatic Map Generation	INLANE	Space	€ 2.642.935,88	€ 3.352.528,75	12	IA	GALILEO-1-2015
Building European Links toward South East Asia in the field of GNSS	BELS	Space	€ 1.749.014,75	€ 1.832.890,00	12	CSA	GALILEO-4-2014
Fostering the adoption of GALILEO for Mobility as a Service	GALILEO 4 Mobility	Space	€ 2.235.010,00	€ 2.740.483,75	11	IA	GALILEO-2-2017
Joint European Project for International ITS/EGNSS awareness Raising	JUPITER	Space	€ 1.673.604,50	€ 2.082.065,94	11	CSA	GALILEO-4-2014

## Key Figures

- Programme
- Country Name
- Country Group
- Organisation Type
- Partner Type
- Pillar
- Thematic Priority
- Topic



### Overview by prog

GALILEO  
341

### Top participating countries - regions

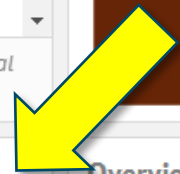
Country	Programme	Country Group
<b>Totals</b>		
Spain	H2020	Member States
Italy	H2020	Member States
France	H2020	Member States
Germany	H2020	Member States
United Kingdom	H2020	Member States
Belgium	H2020	Member States
Netherlands	H2020	Member States

### Top participants

Legal Name	Country
<b>Totals</b>	
THALES ALENIA SPACE FRANCE SAS	FR - France
PILDO CONSULTING SL	ES - Spain
FONDAZIONE LINKS - LEADING INNOVATION & KNOWLEDGE FOR SOCIETY	IT - Italy
UNIVERSITAT POLITECNICA DE CATALUNYA	ES - Spain
ASOCIACION CENTRO TECNOLOGICO CEIT	ES - Spain
GMV NSL LIMITED	UK - United Kingdom

### Overview by type

Open the Exploration



## Key Figures

### Top participants

Legal Name	Country	NUTS 2 Name	Net EU Contribution	Participation	Participation to Coordination role	O...	Total Cost
<b>Totals</b>			<b>€ 101.018.004,53</b>	<b>482</b>	<b>58</b>		<b>€ 132.837.620,55</b>
THALES ALENIA SPACE FRANCE SAS	FR - France	Midi-Pyrénées	€ 4.031.150,08	10	2	PRC	€ 5.664.144,39
PILDO CONSULTING SL	ES - Spain	Cataluña	€ 2.426.519,38	9	2	PRC	€ 3.230.653,75
FONDAZIONE LINKS - LEADING INNOVATION & KNOWLEDGE FOR SOCIETY	IT - Italy	Piemonte	€ 1.836.068,75	6	3	REC	€ 1.836.068,75
UNIVERSITAT POLITECNICA DE CATALUNYA	ES - Spain	Cataluña	€ 880.448,25	6	0	HES	€ 880.448,50
ASOCIACION CENTRO TECNOLOGICO CEIT	ES - Spain	País Vasco	€ 2.088.616,25	5	2	REC	€ 2.088.616,25
GMV NSL LIMITED	UK - United Kingdom	Derbyshire and Nottinghamshire	€ 1.555.537,67	5	2	PRC	€ 2.206.690,06
STMICROELECTRONICS SRL	IT - Italy	Lombardia	€ 833.000,00	5	0	PRC	€ 1.190.000,00
HITACHI RAIL STS SPA	IT - Italy	Liguria	€ 2.332.046,50	4	1	PRC	€ 3.398.496,25
CONSORZIO UNIVERSITA INDUSTRIA - LABORATORI DI RADIOCOMUNICAZIONI	IT - Italy	Lazio	€ 1.654.000,00	4	1	REC	€ 1.654.000,00
DEUTSCHES ZENTRUM FÜR LUFT - UND RAUMFAHRT EV	DE - Germany	Köln	€ 1.454.053,00	4	0	REC	€ 1.454.053,75
RINA CONSULTING SPA	IT - Italy	Liguria	€ 1.097.643,75	4	0	PRC	€ 1.639.312,50
TELESPAZIO SPA	IT - Italy	Lazio	€ 1.071.289,38	4	1	PRC	€ 1.431.081,25
TELESPAZIO FRANCE SAS	FR - France	Midi-Pyrénées	€ 1.060.474,45	4	1	PRC	€ 1.484.189,74
GEONUMERICS SL	ES - Spain	Cataluña	€ 687.103,38	4	1	PRC	€ 981.576,25
FRAUNHOFER GESELLSCHAFT ZUR FÖRDERUNG DER ANGEWANDTEN FORSCHUNG EV	DE - Germany	Oberbayern	€ 1.630.467,50	3	0	REC	€ 1.630.467,50
ECOLE NATIONALE DE L'AVIATION CIVILE	FR - France	Midi-Pyrénées	€ 1.143.366,00	3	0	HES	€ 1.143.366,25

# Stichwortsuche

Analysieren  
Arbeitsblatt

R&I Projects

Keine Auswahl angewendet

### Project Details

Programme	Country Name	Country Group	Organisation Type	Partner Type
-----------	--------------	---------------	-------------------	--------------

**Average EU Contribution**  
Per project

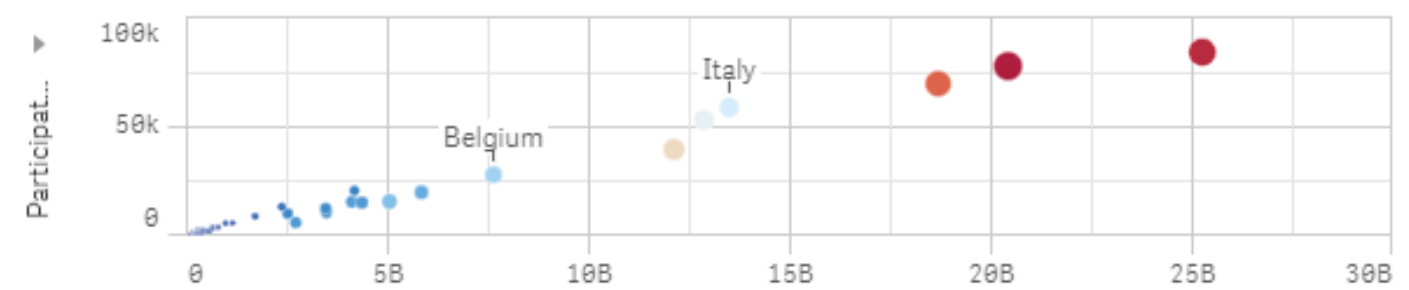
1,34M

**Average Total Cost**  
Per project

2,74M

**Average Participa**  
Per project

### Overview by country - region



Participat... (Y-axis: 0, 50k, 100k)

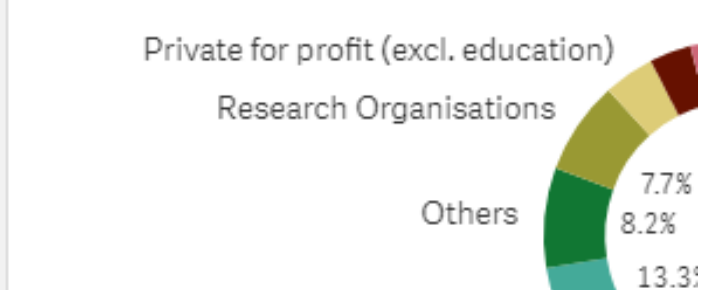
X-axis: 0, 50B, 100B, 150B, 200B, 250B, 300B

Italy (approx. 130B, 60k)

Belgium (approx. 80B, 30k)

Country	Total Cost (B)	Participation (k)
Italy	130	60
Belgium	80	30
Other countries	0-120	0-50

### Overview by organisation type

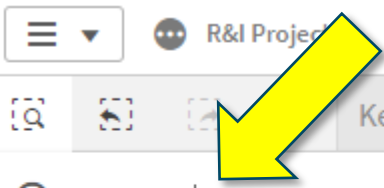


Private for profit (excl. education) 7.7%

Research Organisations 8.2%

Others 13.3%

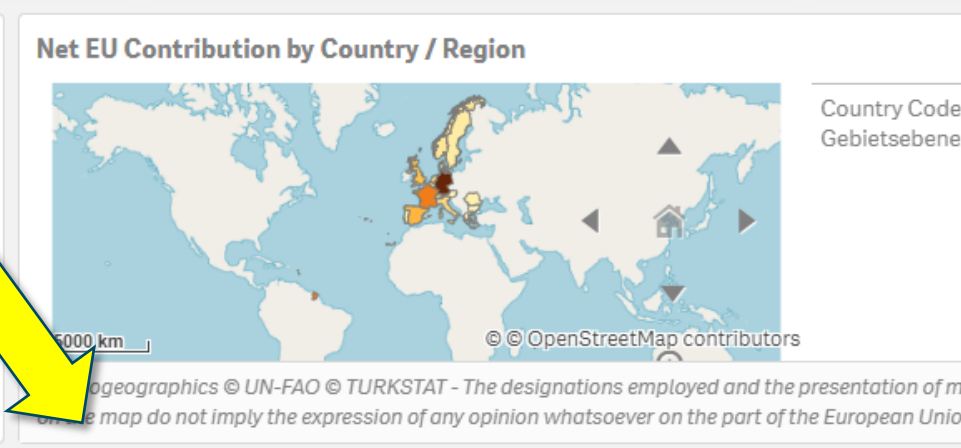
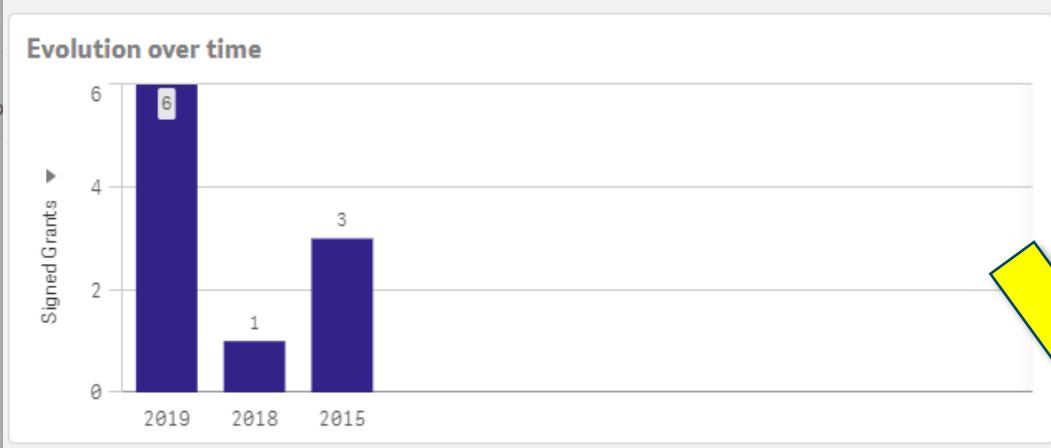
Organisation Type	Percentage
Private for profit (excl. education)	7.7%
Research Organisations	8.2%
Others	13.3%



- LAUNCHER
- launchers
- Launcher for
- Table Dimension 19
- Low cost high thrust propulsion for Europe
- Keyword Launchers
- Keyword Level 5 Launchers
- Keyword Level 6 Launchers
- Table Dimension 4
- LAUNCHER ENGINEERING DESIGN , JET EP

Key Figures

Programme Country Name Country Group Organisation Type Partner Type Pillar Thematik



Top participating countries - regions

Country	Programme	Country Group
<b>Totals</b>		
Germany	H2020	Member States
Spain	H2020	Member States
France	H2020	Member States
Italy	H2020	Member States
Netherlands	H2020	Member States

Top participants

Legal Name	Country	NUTS 2 Name
<b>Totals</b>		
DEUTSCHES ZENTRUM FUR LUFT - UND RAUMFAHRT EV	DE - Germany	Köln
HYIMPULSE TECHNOLOGIES GMBH	DE - Germany	Stuttgart
ORBITAL EXPRESS LAUNCH LIMITED	UK - United Kinadom	Inner London — East

# Nationale Kontaktstelle Raumfahrt

- **Information & Beratung** für Antragstellende und Interessierte in Horizon Europe
- **Internetseite, Newsletter, Handbuch**
- **Analyse & Bewertung** deutscher Beteiligung in Horizon Europe
- Organisation von und Beiträge zu **Veranstaltungen** (nationale und internationale Informationstage, Seminare, Workshops)
- COSMOS4HE: Teilnahme am europäischen NKS Raumfahrt-Netzwerk  
=> Kontakt zu Partnerländern in Horizon Europe



## Ansprechpersonen:

Dr. Adrian Klein  
adrian.klein@dlr.de  
Tel.: 0228-447-213

Barbara Jiménez  
barbara.jimenez@dlr.de  
Tel.: 0228/447-302