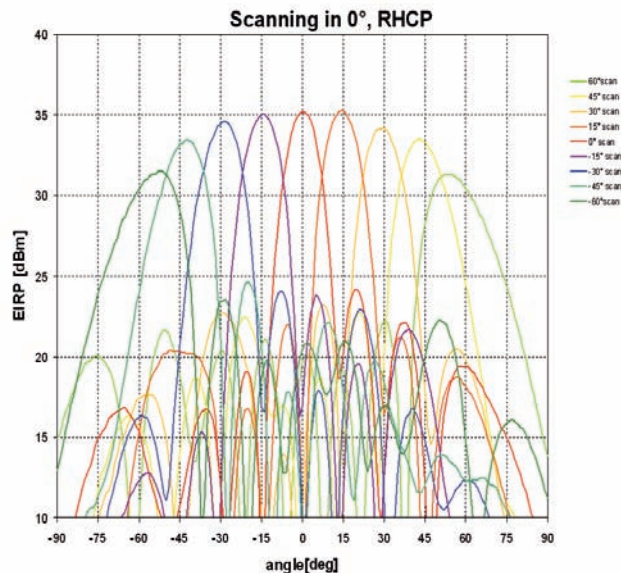


Summary

Within the SANTANA projects, highly integrated transmit/receive modules are developed to demonstrate the technology of Ka-band multimedia terminals employing digital beamforming.

A complete medium-size DBF system has been realised (64 antenna elements each for the transmitting / receiving terminal). This system has been successfully demonstrated by establishing communication links between the DBF terminal and moving platforms (car or aeroplane).



Tx 8x8 array scanned from
-60° to 60°

Contact

Consortium:

Technische Universität Hamburg-Harburg
Prof. Dr.-Ing. Arne Jacob
Phone: +49-40-42878-3019
E-mail: jacob@tuhh.de

IMST GmbH
Sybille Holzwarth
Phone: +49-2842-981-323
E-mail: holzwarth@imst.de

DLR Oberpfaffenhofen
Dr.-Ing. Achim Dreher
Phone: +49-815328-2314
E-mail: achim.dreher@dlr.de

RHe Microsystems GmbH
Dietrich Zahn
Phone: +49-3528-4199-11
E-mail: dietrich.zahn@rhe.de

EPAK GmbH
Frank Wötzel
Phone: +49-341-2120260
E-mail: fwoetzel@epak.de

Astrium GmbH
Christian Hunscher
Phone: +49-89-607-20530
E-mail: christian.hunscher@astrium.eads.net

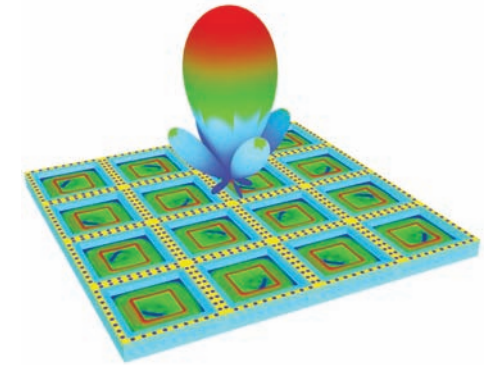
Funded and supported by DLR / BMWi:

Deutsches Zentrum für Luft- und Raumfahrt e.V. (DLR)
Raumfahrt-Agentur Satellitenkommunikation
Dr. Siegfried Voigt
Phone: +49-228-447-312
E-mail: siegfried.voigt@dlr.de

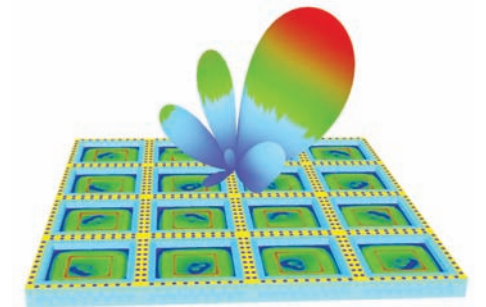
www.smart-antennas.de

SANTANA

„Smart Antenna Terminal“



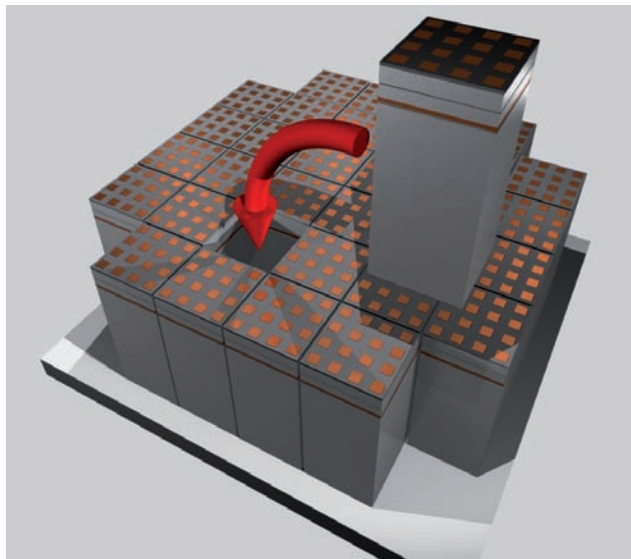
Ka-Band Antenna Terminal using Digital Beamforming for Broadband Applications



Scope

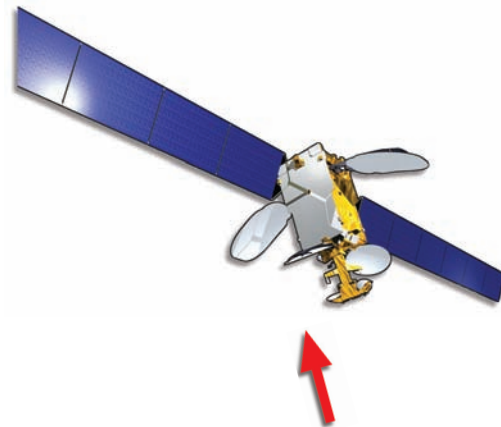
Future broadband satellite communication systems are highly interesting for mobile access to fast data services. Among the preferred applications the in-flight data exchange between aircraft and satellite for real-time internet access is a most promising one, especially for frequencies up to Ka-band.

For such applications, antennas employing Digital BeamForming (DBF) are well suited, since they offer fast and flexible beam reconfigurability. The SANTANA antenna concept is based on 4x4 element arrays (transmit resp. receive modules), which can be used to build high-gain DBF antenna arrays for multimedia applications.



Modular concept of
the SANTANA antenna

Applications



Mobile Multimedia Terminals

- Uplink: 30 GHz, downlink: 20 GHz
- Scan range down to 60° from boresight
- Data rate: > 10 Mbit/s (downlink)
- GEO satellites, circular polarisation
- Digital beamforming




Mobile broadband communication

Architecture

The antenna transmit & receive modules consist of 16 (4 x 4) patches each, arranged spatially according to the sequential rotation principle. Phase and amplitude shifts are applied at baseband level using a direct up- or down-conversion of the signal transmitted/received by each patch.

Therefore, each antenna element is equipped with a complete RF front-end, IF circuits, DA- resp. AD-converters, and dedicated digital logic. In conjunction with fast algorithms for beamforming and beamsteering this defines a very flexible and versatile system for broadband mobile communication.



Rx DBF antenna system incl.
RF, IF and baseband circuits